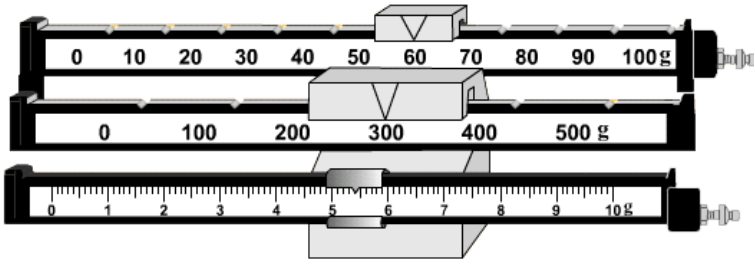


1. Find the mass shown on the balance scale below.  
Mass:



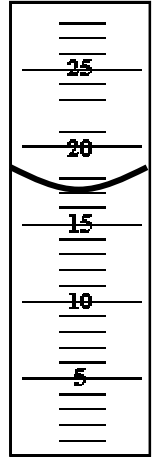
2. What must you do before you use a balance scale?

3. What do we call the curve of water in glass?

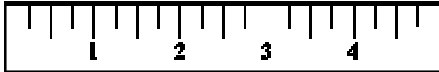
4. Where do you read this curve?

5. Find the volume of water shown in the graduated cylinder at the right?

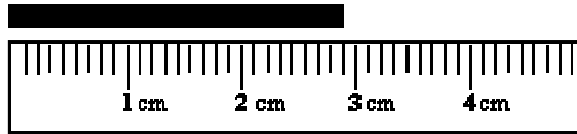
6. Which is more precise: a graduated cylinder or a beaker?



7. Which of the following is more precise?



9. Measure the object to the closest millimeter.



10. Draw a food web with at least 2 chains and three levels from:  
lettuce; human; wolf; acorn; hawk; alligator; rabbit; grass; deer; squirrel.

8. Why?