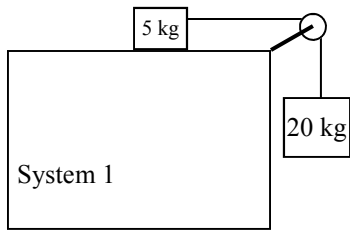
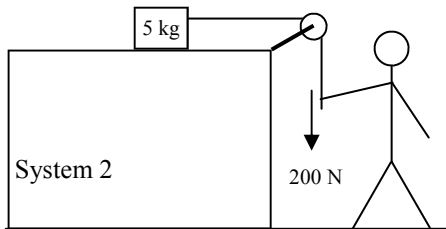


## 2012 PreAP Forces 13

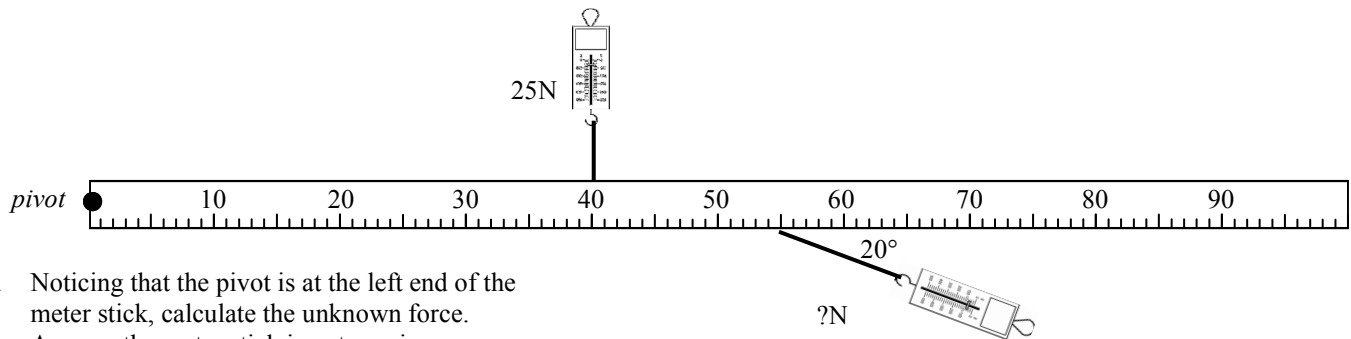


- System 1 has a 20 kg object connected (via a rope) to a 5 kg object. Assume there is no friction on the table.
  - How much force pulls down the 20 kg object?
  - \* If the 20 kg object had nothing attached to it, what would be its acceleration?
  - So, what is the maximum acceleration of system 1?
  - As the top mass gets bigger, does the acceleration of the system increase or decrease?
  - Why?
  - How much mass is there in the system?
  - Calculate the \* acceleration and tension in this system.

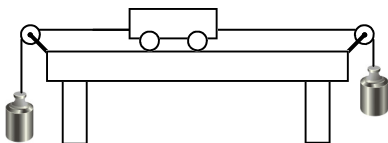


- System 2 has the 20 kg mass replaced by a 200N force. (*Thanks, Jim!*)
  - How much force is on the rope, now?
  - As Slim Jim pulls harder and harder, does the acceleration of the system increase or decrease?
  - \* How much mass is there in the system?
  - What is the maximum acceleration of system 2?
  - Calculate the acceleration and tension in this system.

F. Why is it different?

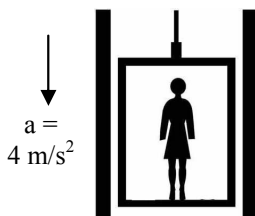


- Noticing that the pivot is at the left end of the meter stick, calculate the unknown force. Assume the meter stick is not moving.



- A cart has two equal masses pulling on it. Answer: could be, must be, can't be.
 

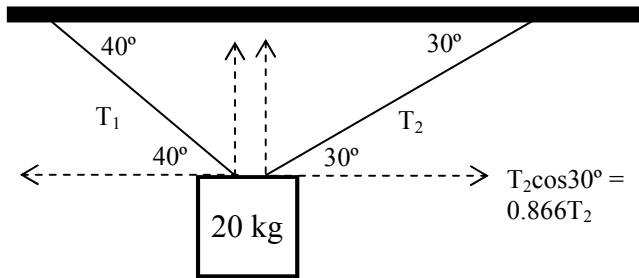
A. Accelerating?	D. Slowing down to the right?
B. At rest?	E. At constant speed?
C. At constant speed to the left?	



- Once again our 65kg lady is in the elevator. (*If she just used the stairs she could give up her health club membership!*) Pretend she is standing on a bathroom scale (*so vain*).
  - What does the scale read (in Newtons)?
  - If the elevator is moving at constant speed, what does the scale read?

Challenge Problem: have FAITH in the process.

6. A 20 kg object is suspended from the ceiling by two ropes. Calculate the tension in each rope.



- A. Since it is suspended, its acceleration must equal what?

I already helped by showing what angles are the same, drawing the x and y components of the tensions, and giving one of the components.

- B. On the diagram, follow my example and write the x and y components for each rope.

- C. Don't forget the force pulling down on the mass.

- D. Since it is suspended, the left forces must equal the right forces and the \_\_\_\_ forces must equal the \_\_\_\_ forces.

- E. Write horizontal  $\sum F = ma$  below.  
You will have variables ( $T_1$  and  $T_2$ ).

- F. \* Write vertical  $\sum F = ma$  below.  
You will have variables ( $T_1$  and  $T_2$ ).

- G. OK—here's the trick:  
cos and sin of any angle is a decimal.  $\cos 35^\circ T = 0.8192T$ , for example.  
You now have 2 equations and 2 unknowns. Solve for both tensions.

1B)  $-10 \text{ m/s}^2$

1G)  $a = 8 \text{ m/s}^2$

2C) infinity (depending only on how hard Jim can pull and Jim's pretty beefy [obvious, right?])