

2009 PreAP Energy 3

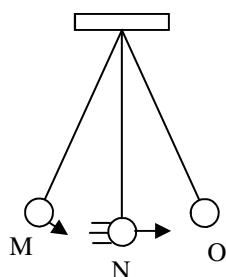
After this homework, I assume you know the basics: the different kinds of energy and how to calculate them.

- What kind of energy: E_p , E_k , PE_{el} , $+W$, $-W$, or 0 (no energy).

A. <input type="checkbox"/> A compressed spring.	E. <input type="checkbox"/> Making an object go faster.
B. <input type="checkbox"/> Friction acting on an object.	F. <input type="checkbox"/> An object at rest on the ground.
C. <input type="checkbox"/> A moving object.	G. <input type="checkbox"/> Slowing down an object.
D. <input type="checkbox"/> An object above the ground.	H. <input type="checkbox"/> Lowering an object to the ground.

2. Match the Conservation of energy equations at the right with the following situations.

- | | |
|---|--------------------------|
| A. <input type="checkbox"/> An object is thrown into the air. Find how high it goes. | 1. $E_k - W = E_k$ |
| B. <input type="checkbox"/> An object at rest is moved. | 2. $E_p = E_p + E_k$ |
| C. <input type="checkbox"/> A moving object slows down due to friction. | 3. $E_k = E_p$ |
| D. <input type="checkbox"/> An object is dropped. How fast is it going part way down? | 4. $E_k - W = 0$ |
| E. <input type="checkbox"/> A spring is compressed. | 5. $PE_{el} = E_k + E_p$ |
| F. <input type="checkbox"/> A compressed spring shoots an object into the air. | 6. $0 + W = E_k$ |
| G. <input type="checkbox"/> A moving object is stopped. | 7. $0 + W = PE_{el}$ |

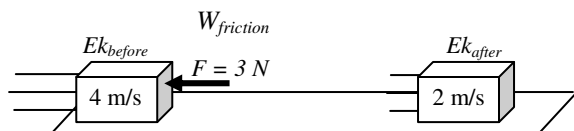
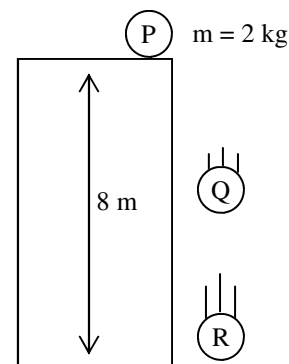


3. Use the pendulum at the left to answer the following.

- What kind of energy does it have at M?
- What kind of energy does it have at N?
- If it has 100 J of energy at M, how much does it have at N?
- How does the total energy change as the pendulum swings?

4. Use the diagram at the right to answer the following.

- Calculate the object's energy at the top.
- How much kinetic energy does it have at the bottom?
- How much potential energy does it have at letter Q?



$$\Sigma E_{\text{before}} \pm W = \Sigma E_{\text{after}}$$

Step 2: $E_k - W = E_k$

Step 3:

Step 4:

Let me walk you thru how to use the Law of Conservation of Energy...

- A 6 kg object is moving 4 m/s to the right. A 3N force slows the object down to 2 m/s. I've done steps 1 and 2 for you.
 - In step 3 put the equations for E_k and W into the equation USING ONLY VARIABLES!
 - In step 4 put in the numbers that you are given in the problem above (velocities, forces, mass).
 - Solve for the distance it takes for the object to stop. (This is the same procedure for every Conservation of Energy problem!)

2009 PreAP Energy 3—p2

Use the same process that I just showed you to solve the following problems.

6. A 4 kg object is moving 2 m/s when it is pushed by a 5 N force for 7 m. How fast is it going afterwards?
- A. $E_{\text{before}} = \underline{\hspace{2cm}}$ $\text{Work?} = \underline{\hspace{2cm}}$ $E_{\text{after}} = \underline{\hspace{2cm}}$
- B. Conservation of Energy equation:
- C. Solve.
- C. If the force pushed for 10 seconds, how much power was used to speed up the object?
7. A 3 kg object is moving 2 m/s. It comes to rest by compressing a spring 0.8 meters. Find the spring constant of the spring.
- A. $E_{\text{before}} = \underline{\hspace{2cm}}$ $\text{Work?} = \underline{\hspace{2cm}}$ $E_{\text{after}} = \underline{\hspace{2cm}}$
- B. Conservation of Energy equation:
- C. Solve.
8. A 4 kg object is at rest on the ground. A force accelerates it to 10 m/s in 20 meters. Calculate the force.
- A. $E_{\text{before}} = \underline{\hspace{2cm}}$ $\text{Work?} = \underline{\hspace{2cm}}$ $E_{\text{after}} = \underline{\hspace{2cm}}$
- B. Conservation of Energy equation:
- C. Solve.
- D. Calculate the power the force expended to accelerate the object.
9. An object is 45 m above the ground when it is dropped. How fast is the object going just before it hits the ground?
10. A 150N object is lifted up 12 m in 5 seconds.
- A. What is the mass of the object?
- B. Calculate the energy that was gained.
- C. Calculate the power used to lift the object.